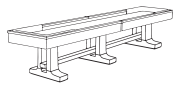




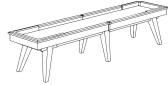
SHUFFLEBOARD BUILD SHEET

NOTE: IT IS RECOMMENDED ALL CALIFORNIA HOUSE SHUFFLEBOARD TABLES BE SET UP BY A PROFESSIONAL INSTALLER.

1. Select Style



ATH
ATHERTON



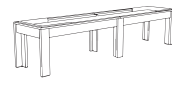
AUS
AUSTIN



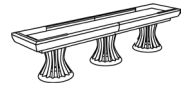
CIT
CITY



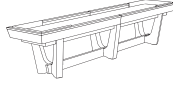
CYP
CYPRESS



DIS
DISTRICT



HIG
HIGHLAND



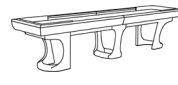
MEN
MENLO



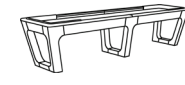
ORI
ORIGAMI



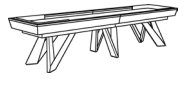
PET
PETALUMA



SUT
SUTTER



TAH
TAHOE



VIS
VISTA

2. Select Table Size

(Size refers to approximate overall length)

9' (Board Size = 92" x 20" / Overall Length = 108")

12' (Board Size = 128" x 20" / Overall Length = 144")

14' (Board Size = 152" x 20" / Overall Length = 168")

16' (Board Size = 176" x 20" / Overall Length = 192")

18' (Board Size = 200" x 20" / Overall Length = 216")

4. Select Finish, Fabric, & Options

Wood Finish Color: _____

Standard Finish

Distressed Finish (+5%)

Glazed Finish (+15%)

Custom Finish (Quote)

Alley Fabric:

Modvel Gunmetal (Standard)

Other: _____

Collar Fabric:

Avanti Black (Standard)

Other: _____

Logo Options:

California House Logo

No Logo

Custom Logo (Inlay or Decal) (Upcharge, Call for Details)

Split Board:

No

Yes (Upcharge)

Store Name: _____ City, State: _____

Purchase Order: _____ Sidemark: _____

Special Order Notes: