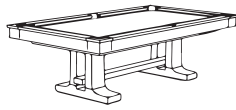


PLEASE NOTE:
ALL TABLES MUST BE INSTALLED
BY A PROFESSIONAL POOL
TABLE INSTALLER.

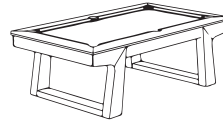
1. Select Style



ATH
Atherton



AUS
Austin



BAI
Bainbridge



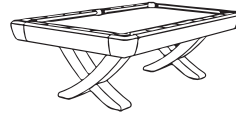
CIT
City



DIS
District



LOF
Loft



NEW
Newport




PET
Petaluma

2. Select the Table Size: (NOTE: Table size refers to the approximate length of the slate and is NOT overall size. See website for overall size.)

- 7'** (Playfield = 39x78)
- 8'** (Playfield = 44x88)
- Pro 8'** (Playfield = 46x92)
- 9'** (Playfield = 50x100) N/A: BAI, DIS

3. Select Pockets: (NOTE: Most tables are pictured and ordered with Internal Pocket configuration.)



INTERNAL



EXTERNAL

4. Specify the Finish, Cloth Color, & Options:

Wood Finish Color: _____

- Standard Finish
 Distressed Finish (+5%)
 Glazed Finish (+10%)
 Custom Finish (Quote)

Cloth Color: _____
(NOTE: Cloth is an upcharge.)

Store Name: _____

City, State: _____

Purchase Order Number: _____

Sidemark: _____

Special Notes: