

Build Your Own Bar System

Walk-Up Wall Bars, Deluxe

Note: If matching with a Front Bar, subtract 16" from the width of the Front Bar, or 8" from a Flush-Cut Front Bar to find the width of the Walk Up Wall Bar.

1. Select Desired Style:



MAR
Marin

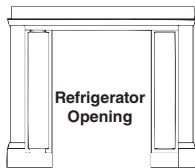


NAP
Napa



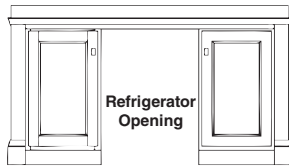
RUT
Rutherford

2. Select Desired Size & Options:



Refrigerator
Opening

44"
 50"

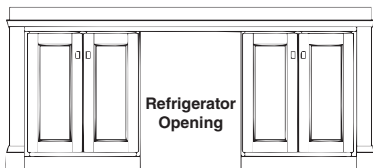


Refrigerator
Opening

56"
 62"
 68"
 74"
 80"

No Cabinet Options Available

Note: Refrigerator Opening = 34.5"H x 24"W x 24"D



Refrigerator
Opening

86"
 92"
 98"

3. Select Height

Other Options:

- Black Laminate Counter Top
 Raised Panels (N/A Rutherford)

4. Specify Finish:

Wood Finish Color: _____

Your Store Name: _____ City, State: _____

Purchase Order Number: _____ Sidemark: _____